

MACHEREY-NAGEL

NUCLEOSHELL[®] Bluebird RP 18

Chromatography



Fast analyses under highly aqueous conditions

- Special octadecyl core-shell phase with hydrophilic endcapping
- Suitable for LC/MS due to low bleeding characteristics
- Extremely durable in 100 % aqueous mobile phase

MACHEREY-NAGEL

www.mn-net.com



Key features

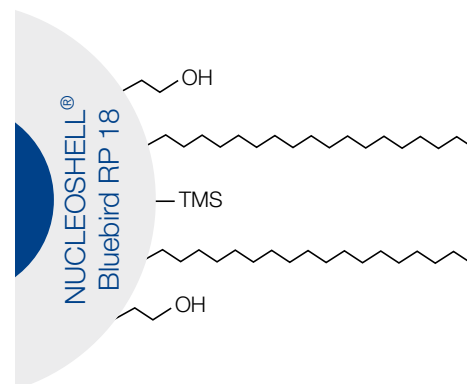
- Special octadecyl core-shell phase with hydrophilic endcapping
- Distinct polar selectivity
- Extremely durable in 100 % aqueous mobile phase
- Excellent base deactivation
- Suitable for LC/MS due to low bleeding characteristics

Recommended Applications

- Water-soluble vitamins
- Organic acids
- Nitrosamines
- Pesticides
- Sweeteners
- Pharmaceuticals
- Very polar analytes

USP L1

Similar phases: Kinetex® Polar C18



Technical data


Octadecyl modification with polar endcapping on core-shell particles

pH stability:	1–8
Particle size:	2.7 µm (core 1.7 µm)
Pore size:	90 Å
Specific surface:	130 m ² /g
Carbon content:	5 %

Batch-to-batch reproducibility

MN Appl. No. 128610

Chromatographic conditions

	Column:	EC 50/4 NUCLEOSHELL® Bluebird RP 18, 2.7 µm
	MN REF:	763432.40
	Eluent:	25 mM ammonium dihydrogen phosphate solution – methanol (35:65, v/v), pH = 7.0
	Flow rate:	1.0 mL/min
	Temperature:	40 °C
	Detection:	UV, 254 nm
	Injection:	5 µL

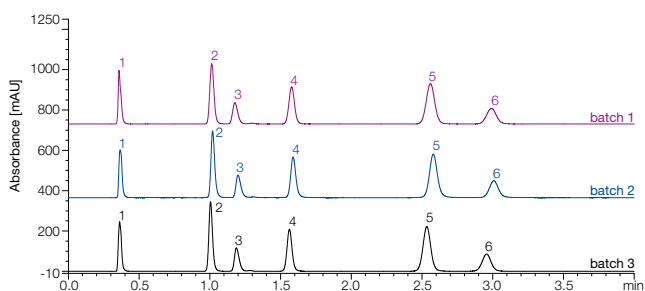
Concentration

Uracil	45 µg/mL
Ethyl benzoate	181 µg/mL
Lidocaine	1134 µg/mL
Naphthalene	1134 µg/mL
Biphenyl	45 µg/mL
Acenaphthene	227 µg/mL

The mixture was diluted to 4 mL with water

Analyte	Peak No.
Uracil	1
Ethyl benzoate	2
Lidocaine	3
Naphthalene	4
Biphenyl	5
Acenaphthene	6

Chromatograms



Excellent reproducibility


High batch-to-batch reproducibility of NUCLEOSHELL® Bluebird RP 18 columns shows reliable results for different LOTS.



Organic acids

MN Appl. No. 128330

Chromatographic conditions

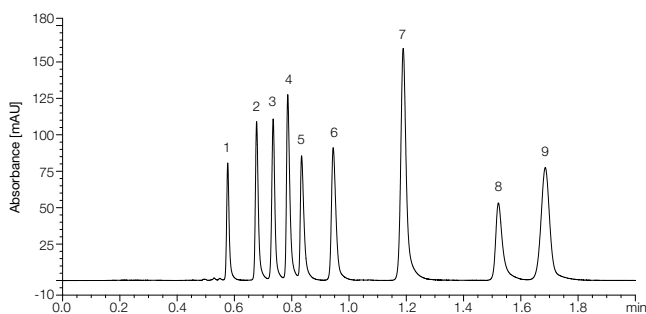
	Column:	EC 150/4 NUCLEOSHELL® Bluebird RP 18, 2.7 µm
	MN REF:	763436.40
	Eluent:	50 mM potassium dihydrogen phosphate solution, pH = 2.5
	Flow rate:	2.0 mL/min
	Temperature:	40 °C
	Detection:	UV, 210 nm
	Injection:	3 µL

Concentration (in water)

Tartaric acid	135 µg/mL
Malic acid	2162 µg/mL
Shikimic acid	27 µg/mL
Lactic acid	2703 µg/mL
Acetic acid	2703 µg/mL
Citric acid	1081 µg/mL
Fumaric acid	41 µg/mL
Acrylic acid	676 µg/mL
Arbutin	216 µg/mL

Analyte	Peak No.
Tartaric acid	1
Malic acid	2
Shikimic acid	3
Lactic acid	4
Acetic acid	5
Citric acid	6
Fumaric acid	7
Acrylic acid	8
Arbutin	9

Chromatogram



Enhanced stability


Excellent performance using 100 % aqueous mobile phase.



Polar and non polar substances

MN Appl. No. 128590

Chromatographic conditions

	Column:	EC 100/2 NUCLEOSHELL® Bluebird RP 18, 2.7 µm 100/2.1 Kinetex® 2.6 µm Polar C18, 100 Å
	MN REF:	763434.20
	Eluent:	25 mM ammonium dihydrogen phosphate solution – methanol (35:65, v/v), pH = 7.0
	Flow rate:	0.66 mL/min
	Temperature:	40 °C
	Detection:	UV, 254 nm
	Injection:	5 µL

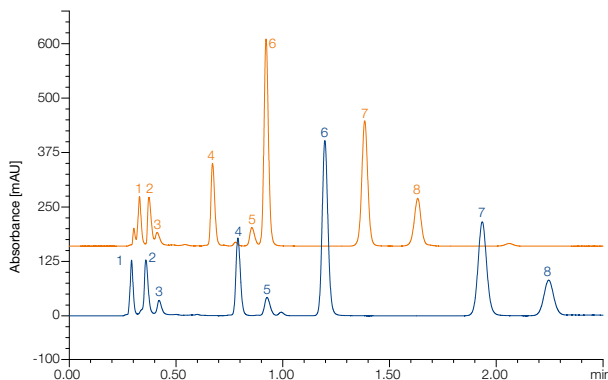
Concentration (in water)

Uracil	45 µg/mL
2,7-DHN	45 µg/mL
2,3-DHN	45 µg/mL
Ethyl benzoate	180 µg/mL
Lidocaine	1123 µg/mL
Naphthalene	1123 µg/mL
Biphenyl	45 µg/mL
Acenaphthene	225 µg/mL

DHN = Dihydroxynaphthalene

Analyte	Peak No.
Uracil	1
2,7-Dihydroxynaphthalene	2
2,3-Dihydroxynaphthalene	3
Ethyl benzoate	4
Lidocaine	5
Naphthalene	6
Biphenyl	7
Acenaphthene	8

Chromatograms



Superior to Kinetex® Polar C18


NUCLEOSHELL® Bluebird RP 18 shows a complete separation of lidocaine, naphthalene and additionally better peak shapes for all analytes compared to Kinetex® Polar C18.



Pesticides

MN Appl. No. 128620

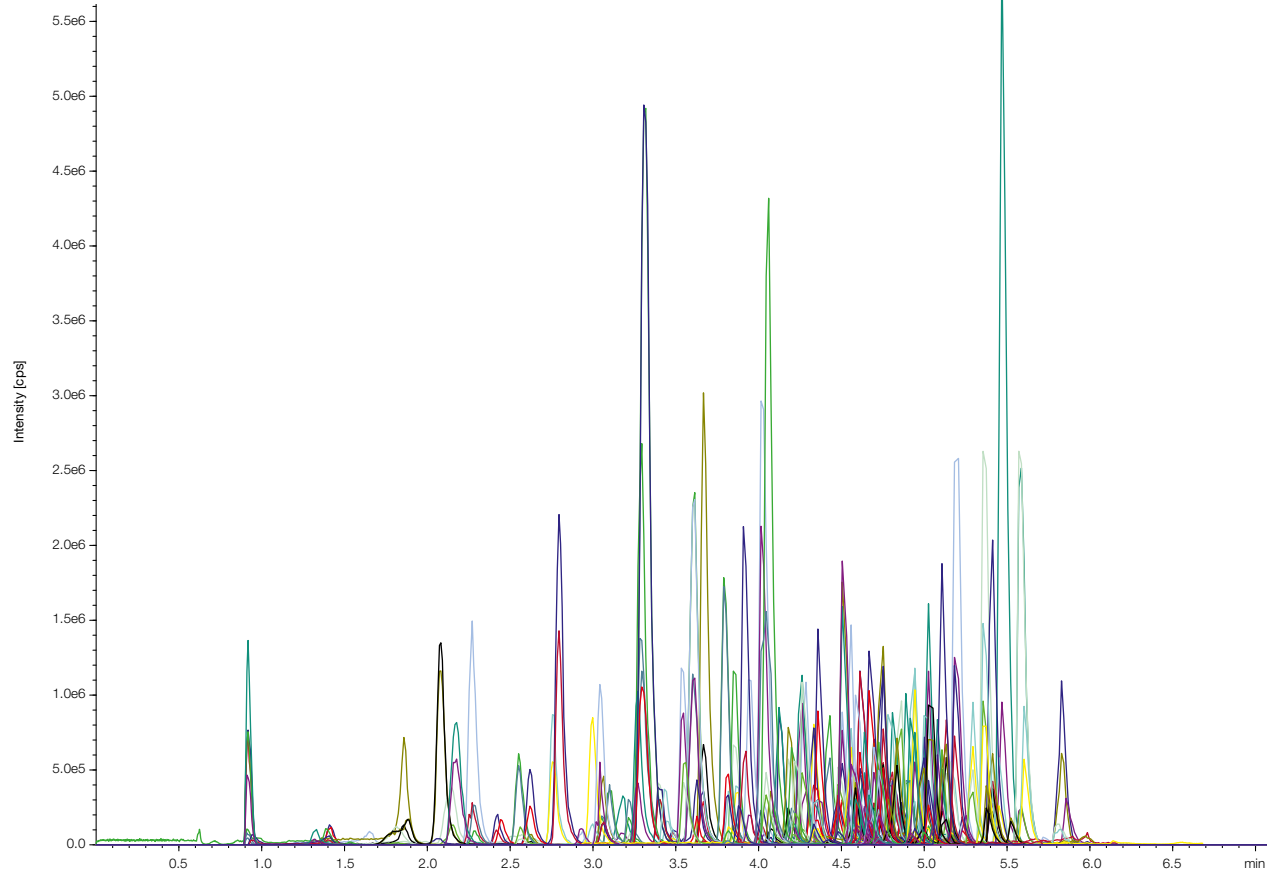
Chromatographic conditions

 Column: EC 50/4.6 NUCLEOSHELL® Bluebird RP 18, 2.7 µm
 MN REF: 763432.46
 Eluent A: 0.1 % formic acid in water
 Eluent B: 0.1 % formic acid in methanol
 Gradient: in 5 min from 5 % to 100 % B, hold for 1.0 min,
 in 0.1 min to 5 % B, hold 5 % B for 3.9 min
 Flow rate: 0.7 mL/min
 Temperature: 30 °C
 Detection: MS, SMRM
 Injection: 20 µL

Concentration

2 ng/mL for each analyte in water – acetonitrile (4:1, v/v)
 Sample pretreatment according to MN Appl. No. 306590
 · Dispersive solid phase extraction (EN 15662)
 · QuEChERS Mix I (MN REF 730970) and
 QuEChERS Mix III (MN REF 730972)
 · Sample matrix: red grape

Chromatogram



Retention times

Analyte	RT [min]
Cyromazine	0.95
Propamocarb	1.30
Formetanate HCl	1.36
Aminocarb	1.40
Methamidophos	1.43
Pymetrozine	1.52
Acephate	1.69
Carbendazim	1.84
Nitenpyram	1.84

Analyte	RT [min]
Omethoate	1.93
Dinotefuran	2.09
Mexacarbate	2.13
Thiabendazole	2.19
Aldicarb sulfone	2.20
Fuberidazole	2.29
Oxamyl	2.32
Flonicamid	2.41
Methomyl	2.44

Continued on page 5

Continued from page 4

Analyte	RT [min]
Thiamethoxam	2.56
Ethirimol	2.60
Monocrotophos	2.67
Dicrotophos	2.80
Pirimicarb	2.88
Imidacloprid	2.94
Clothianidin	2.96
Fenuron	3.03
Vamidothion	3.09
3-Hydroxycarbofuran	3.10
Dioxacarb	3.10
Dimethoate	3.17
Acetamiprid	3.18
Imazalil	3.22
Cymoxanil	3.28
Simetryn	3.29
Prometon	3.37
Secbumeton	3.37
Terbumeton	3.39
Thiacloprid	3.43
Mevinphos (Mix of isomers)	3.46
Butocarboxim	3.51
Spiroxamine (Mix of isomers)	3.52
Aldicarb	3.55
Fenpropimorph	3.55
Tricyclazole	3.55
Oxadixyl	3.60
Carbetamide	3.71
Mesotrione	3.71
Ametryn	3.80
Methoprotryne	3.80
Propoxur	3.84
Metribuzin	3.85
Bendiocarb	3.89
Carbofuran	3.89
Thidiazuron	3.92
Tebuthiuron	3.94
Pyracarbolid	3.98
Prometryn	4.03
Terbutryn	4.04
Carbaryl	4.05
Carboxin	4.05
Monolinuron	4.10
Ethiofencarb	4.13
Fluometuron	4.17
Pyrimethanil	4.19

Analyte	RT [min]
Chlorotoluron	4.20
Flutriafol	4.20
Spinosad (Spinosyn A)	4.20
Isoprocarb	4.24
Propham	4.24
Butoxycarboxim	4.28
Methabenzthiazuron	4.28
Metalaxyl	4.29
Isoproturon	4.31
Spinosad (Spinosyn D)	4.32
Isocarbophos	4.33
Spinetoram	4.33
Cycluron	4.34
Hydramethylnon	4.34
Forchlorfenuron	4.35
Chlorantraniliprole	4.41
Bupirimate	4.43
Diethofencarb	4.47
Emamectin B1a benzoate	4.48
Ethiprole	4.48
Metobromuron	4.50
Fenobucarb	4.51
Fenhexamid	4.52
Furalaxyl	4.52
Ethofumesate	4.53
Halofenozide	4.56
Azoxystrobin	4.57
Fenamidone	4.57
Linuron	4.58
Methiocarb	4.59
Carfentrazone-ethyl	4.60
Diuron	4.60
Paclobutrazol	4.60
Siduron	4.60
Promecarb	4.62
Dimethomorph (Mix of isomers)	4.63
Fludioxinil	4.63
Cyprodinil	4.64
Flutolanil	4.64
Myclobutanil	4.64
Triadimenol	4.64
Triadimefon	4.65
Acibenzolar-S-methyl	4.69
Cyproconazole (Mix of isomers)	4.69
Bifenazate	4.70
Bromuconazole (Mix of isomers)	4.70

Continued on page 6

Continued from page 5

Analyte	RT [min]
Clethodim (Mix of isomers)	4.70
Mepronil	4.70
Triticonazole	4.72
Methoxyfenozide	4.73
Chloroxuron	4.74
Mefenacet	4.74
Tetraconazole	4.74
Butafenacil	4.75
Flufenacet	4.76
Spirotetramat	4.76
Iprovalicarb (Mix of isomers)	4.77
Etaconazole (Mix of isomers)	4.78
Fipronil	4.78
Fluoxastrobin	4.80
Epoxiconazole	4.82
Fenbuconazole	4.82
Flusilazole	4.84
Mepanipirim	4.84
Cyazofamid	4.85
Diflubenzuron	4.85
Prochloraz	4.87
Fenoxycarb	4.91
Neburon	4.93
Dimoxystrobin	4.94
Penconazole	4.94
Rotenone	4.95
Tebuconazole	4.95
Picoxystrobin	4.97
Flubendiamide	4.98
Propiconazole (Mix of isomers)	4.99
Hexaconazole	5.00
Metconazole	5.00
Amitraz	5.01
Benalaxyl	5.03
Triflumizole	5.03
Triflumuron	5.05
Diniconazole	5.09
(Monceren) Pencycuron	5.10
Diclobutrazol	5.10
Etaconazole (Mix of isomers)	5.10
Pyraclostrobin	5.10
Indoxacarb	5.13
Thiobencarb	5.13
Benzoximate	5.16
Clofentezine	5.16
Buprofezin	5.17

Analyte	RT [min]
Ipconazole (Mix of isomers)	5.17
Trifloxystrobin	5.20
Clethodim (Mix of isomers)	5.23
Metaflumizone	5.26
Tebufenpyrad	5.29
Furathiocarb	5.30
Tebufenozide	5.36
Piperonyl butoxide	5.38
Temephos	5.39
Flufenoxuron	5.41
Hexythiazox	5.41
Fenazaquin	5.42
Pyriproxyfen	5.42
Quinoxifen	5.42
Propargite	5.45
Etoxazole	5.46
Spirodiclofen	5.52
Eprinomectin	5.54
Avermectin B1a	5.57
Fenpyroximate	5.58
Mandipropamid	5.58
Pyridaben	5.60
Doramectin	5.66
Nuarimol	5.66
Moxidectin	5.71
Ivermectin	5.74
Difenoconazole (Mix of isomers)	5.80
Trichlorfon	6.18

Chromatogram on page 4

Fast analyses


LC/MS analysis of more than 190 pesticides in less than 6 minutes on NUCLEOSHELL® Bluebird RP 18.



Water-soluble vitamins

MN Appl. No. 128550

Chromatographic conditions

	Column:	EC 50/4.6 NUCLEOSHELL® Bluebird RP 18, 2.7 µm
	MN REF:	763432.46
	Eluent A:	10 mM ammonium formate + 0.1 % formic acid in water
	Eluent B:	10 mM ammonium formate + 0.1 % formic acid in methanol
	Gradient:	in 2.5 min from 5 % to 95 %, hold for 0.5 min, back to 5 % B in 0.1 min, hold for 1.9 min
	Flow rate:	1.3 mL/min
	Temperature:	40 °C
	Detection:	MS, SMRM
	Injection:	5 µL

Concentration

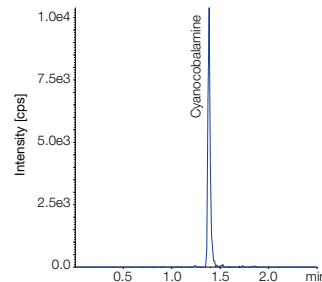
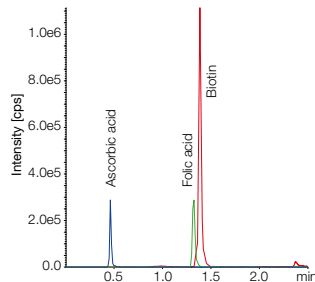
5000 ng/mL for ascorbic acid, 75 ng/mL for all other analytes

MRM transitions

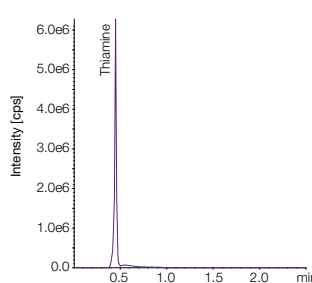
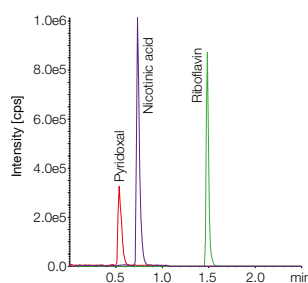
Analyte	RT [min]	[M+H] ⁺	Q ₁ (Quantifier)	Q ₂ (Qualifier)
Thiamine	0.45	265.1	122.1	144.0
Ascorbic acid	0.46	175.1	86.9	115.0
Pyridoxal	0.53	168.0	150.1	94.2
Pyridoxine	0.54	170.1	152.1	134.0
Nicotinic acid	0.58	124.0	80.1	53.1
Nicotinamide	0.73	123.0	80.0	78.0
Pantothenic acid	0.91	220.1	90.1	201.9
Folic acid	1.32	442.2	295.0	425.3
Biotin	1.38	245.1	226.9	97.1
Cyanocobalamin	1.38	678.5	147.2	359.0
Riboflavin	1.48	377.1	242.9	172.0

Chromatograms

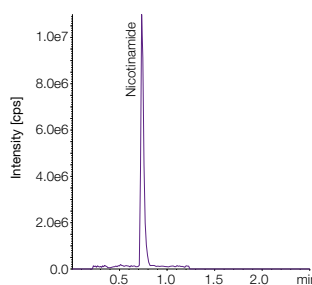
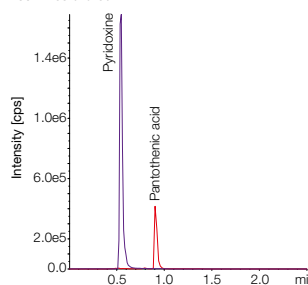
Multivitamin tablet, 100 mg/mL



10 times diluted




100 times diluted



THC and its metabolites

MN Appl. No. 128410

Chromatographic conditions

	Column:	EC 50/4.6 NUCLEOSHELL® Bluebird RP 18, 2.7 µm
	MN REF:	763432.46
	Eluent A:	0.1 % formic acid in water
	Eluent B:	0.1 % formic acid in acetonitrile
	Gradient:	in 2.5 min from 0 % to 90 % B, hold for 0.5 min, in 0.1 min to 0 % B, hold 0 % B for 2.9 min
	Flow rate:	1.3 mL/min
	Temperature:	40 °C
	Detection:	MS, SMRM
	Injection:	5 µL

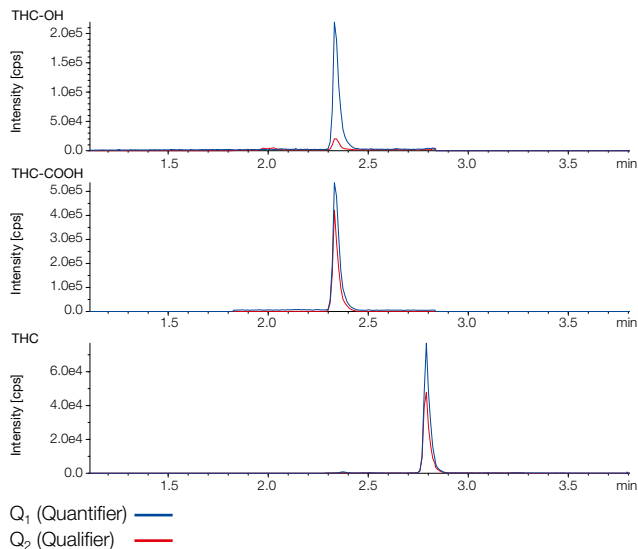
Concentration

50 ng/mL for each analyte

MRM transitions

Analyte	RT [min]	[M+H] ⁺	Q ₁ (Quantifier)	Q ₂ (Qualifier)
THC-OH	2.33	331.2	99.1	43.1
THC-COOH	2.33	345.2	327.2	299.2
THC	2.79	315.2	193.1	123.1


Chromatograms



Sulfa drugs

MN Appl. No. 128390

Chromatographic conditions

	Column:	EC 50/4.6 NUCLEOSHELL® Bluebird RP 18, 2.7 µm
	MN REF:	763432.46
	Eluent A:	0.1 % formic acid in water
	Eluent B:	0.1 % formic acid in methanol
	Gradient:	in 4.0 min from 5 % to 20 % B, in 1.0 min to 80 % B, hold 80 % B for 0.5 min, in 0.1 min to 5 % B, hold 5 % B for 4.4 min
	Flow rate:	1.3 mL/min
	Temperature:	50 °C
	Detection:	MS, MRM
	Injection:	5 µL

Concentration

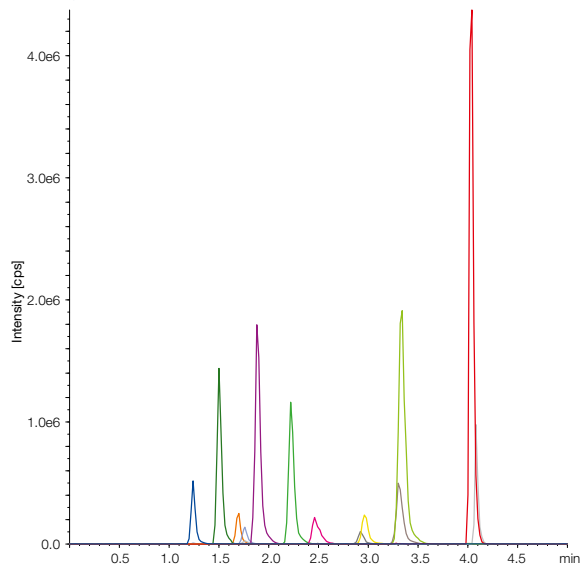
100 ng/mL for each analyte

MRM transitions

Analyte	RT [min]	[M+H] ⁺	Q ₁ (Quantifier)	Q ₂ (Qualifier)
Sulfacetamide	1.24	215.2	156.2	92.1
Sulfadiazine	1.50	251.2	156.1	92.1
Sulfapyridine	1.69	250.2	156.1	92.0
Sulfatiazole	1.75	256.2	156.2	92.1
Sulfamerazine	1.89	265.1	156.1	92.1
Sulfadimidine	2.22	279.2	185.9	65.0
Sulfamethoxypyridazine	2.46	281.2	156.1	92.2
Sulfamonomethoxine	2.92	281.2	156.1	92.2

Analyte	RT [min]	[M+H] ⁺	Q ₁ (Quantifier)	Q ₂ (Qualifier)
Sulfachlorpyridazine	2.96	285.2	156.1	92.1
Sulfamethoxazole	3.31	254.2	156.1	92.1
Sulfadoxine	3.72	311.1	156.1	92.1
Sulfadimethoxine	4.03	311.1	156.1	92.1
Sulfaquinoxaline	4.08	301.2	156.1	92.1

Chromatogram



Sweeteners

MN Appl. No. 128500

Chromatographic conditions

- Column: EC 100/2 NUCLEOSHELL® Bluebird RP 18, 2.7 µm
- MN REF: 763434.20
- Eluent A: 0.1 % formic acid in water
- Eluent B: 0.1 % formic acid in methanol
- Gradient: 5–95 % B in 4.5 min, hold for 1.0 min, back to 5 % B in 0.1 min, hold for 4.4 min
- Flow rate: 0.3 mL/min
- Temperature: 40 °C
- Detection: MS, SMRM
- Injection: 10 µL

Concentration


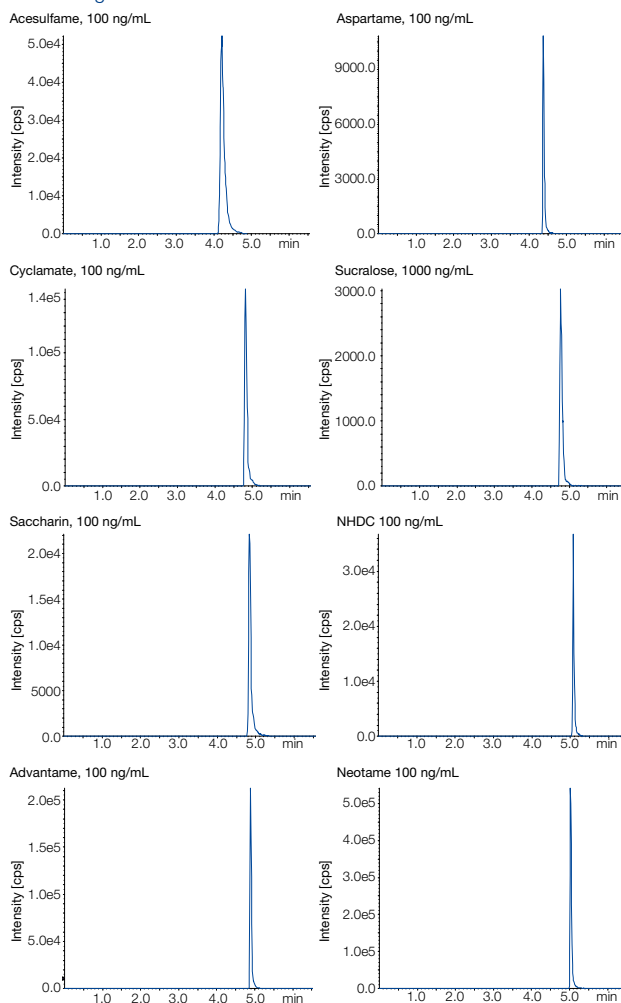
1000 ng/mL for sucralose, 100 ng/mL for all other analytes

MRM transitions

Analyte	Polarity	RT [min]	[M-H] ⁻	Q ₁ (Quantifier)	Q ₂ (Qualifier)
Acesulfame	negative	4.25	161.9	82.0	77.9
Aspartame	negative	4.38	292.9	146.2	261.3
Cyclamate	negative	4.83	177.9	79.8	80.4
Sucralose	negative	4.83	395.1	178.1	80.0
Saccharin	negative	4.85	181.9	42.2	106.0
NHDC	negative	5.07	611.4	303.3	125.0

Analyte	Polarity	RT [min]	[M+H] ⁺	Q ₁ (Quantifier)	Q ₂ (Qualifier)
Advantame	positive	4.98	459.3	102.1	84.1
Neotame	positive	5.12	379.3	172.3	85.2


Chromatograms



Radiocontrast agents

MN Appl. No. 128570

Chromatographic conditions

 Column: EC 100/2 NUCLEOSHELL® Bluebird RP 18, 2.7 µm
 MN REF: 763434.20
 Eluent A: 5 mmol/L ammonium formate + 0.5 % formic acid + 1.0 % acetonitrile in water
 Eluent B: acetonitrile
 Gradient: hold 5 % B for 10.0 min, in 4 min from 5 % to 80 % B, hold for 1.0 min, in 0.1 min to 5 % B, hold 5 % B for 4.9 min
 Flow rate: 0.4 mL/min
 Temperature: 30 °C
 Detection: MS, MRM
 Injection: 20 µL

MRM transitions

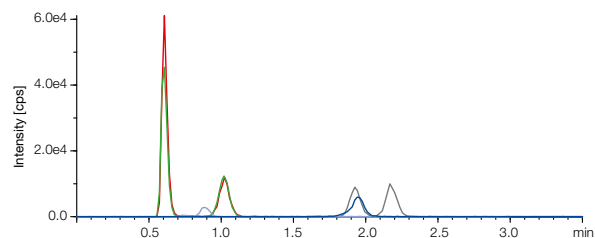
Analyte	RT [min]	[M+H] ⁺	Q ₁ (Quantifier)	Q ₂ (Qualifier)
lohexol	0.75/0.88	821.7	528.8	656.8
lopromide	1.93/2.17	791.8	572.9	558.9
lopamidol	0.61	777.7	558.9	631.7
lomeprol	1.01	777.7	686.8	558.8
Diatrizoic acid	1.95	614.7	487.7	579.5

Concentration

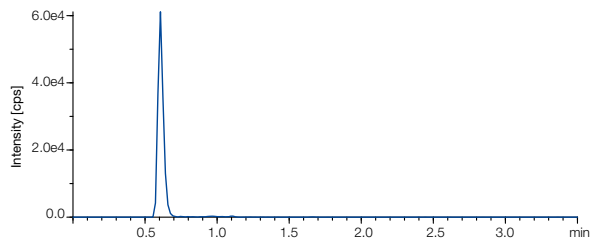
5 ng/mL for each analyte

Chromatograms

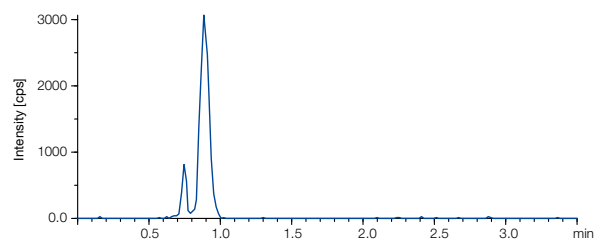
MRM-Overlay



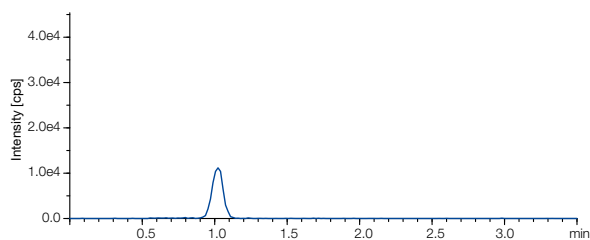
lopamidol



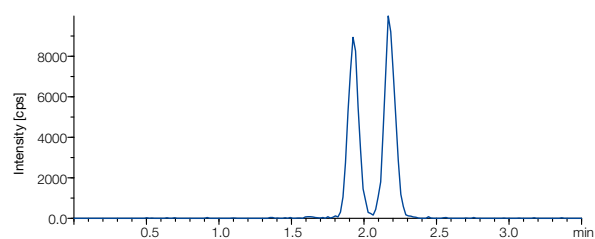
lohexol



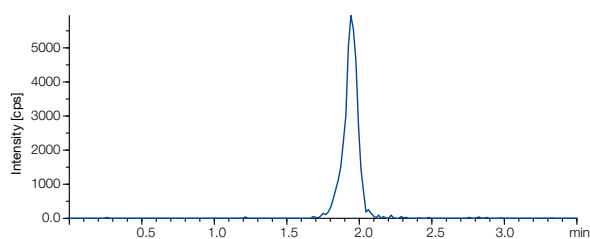
lomeprol



lopromide






Diatrizoic acid



Drug analytes

MN Appl. No. 128340

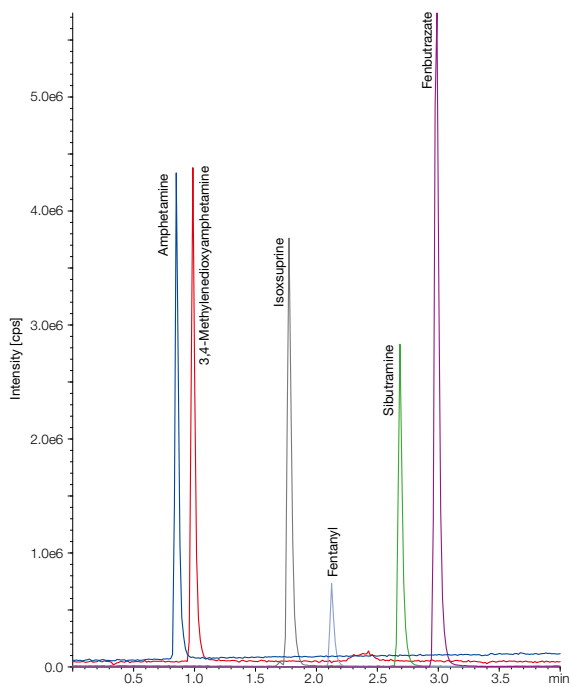
Chromatographic conditions

 Column: EC 50/4.6 NUCLEOSHELL® Bluebird RP 18, 2.7 µm
 MN REF: 763432.46
 Eluent A: 0.1 % formic acid in water
 Eluent B: 0.1 % formic acid in methanol
 Gradient: in 4.5 min from 5 % to 90 % B, hold for 0.5 min, in 0.5 min to 5 % B, hold 0 % B for 4.5 min
 Flow rate: 1.3 mL/min
 Temperature: 30 °C
 Detection: MS, SMRM
 Injection: 5 µL

Concentration

50 ng/mL for each analyte

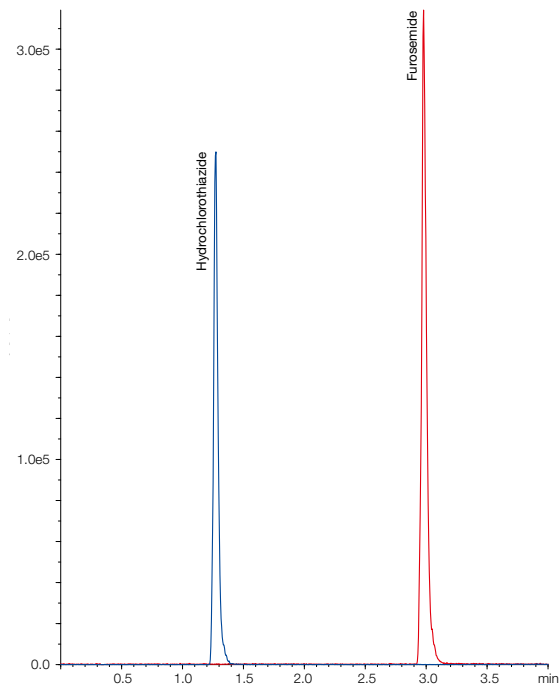
Chromatograms



MRM transitions

Analyte	RT [min]	[M+H] ⁺	Q ₁ (Quantifier)	Q ₂ (Qualifier)
Amphetamine	0.85	136.0	91.1	108.9
3,4-Methylenedioxyamphetamine	0.99	180.0	163.1	105.0
Isoxsuprine	1.78	303.0	285.1	77.1
Fentanyl	2.13	337.0	304.9	105.1
Sibutramine	2.69	280.0	125.0	139.1
Fenbutrazate	2.99	368.2	191.1	91.1

Analyte	RT [min]	[M-H] ⁻	Q ₁ (Quantifier)	Q ₂ (Qualifier)
Hydrochlorothiazide	1.27	295.9	268.7	98.9
Furosemide	2.98	329.0	283.2	255.2



NUCLEOSHELL® Bluebird RP 18

Ordering information

Length	50 mm	75 mm	100 mm	125 mm	150 mm
NUCLEOSHELL® Bluebird RP 18, 2.7 µm					
EC columns (pack of 1)					
2 mm ID	763432.20	763433.20	763434.20	763435.20	763436.20
3 mm ID	763432.30	763433.30	763434.30	763435.30	763436.30
4 mm ID	763432.40	763433.40	763434.40	763435.40	763436.40
4.6 mm ID	763432.46	763433.46	763434.46	763435.46	763436.46



Selection of guard columns

For EC column with ID of		REF guard column	Required guard column holder (Column protection system)
2 mm	EC 4/2 (pack of 3)	763438.20	718966
3/4/4.6 mm	EC 4/3 (pack of 3)	763438.30	718966



Registered trademarks

Kinetex® Phenomenex (USA)
 NUCLEOSHELL® MACHERY-NAGEL GmbH & Co. KG (Germany)

Your local distributor

www.mn-net.com

MACHERY-NAGEL



MACHERY-NAGEL GmbH & Co. KG · Neumann-Neander-Str. 6-8 · 52355 Düren · Germany

DE / International:

Tel.: +49 24 21 969-0

Fax: +49 24 21 969-199

E-mail: info@mn-net.com

CH:

Tel.: +41 62 388 55 00

Fax: +41 62 388 55 05

E-mail: sales-ch@mn-net.com

FR:

Tel.: +33 388 68 22 68

Fax: +33 388 51 76 88

E-mail: sales-fr@mn-net.com

US:

Tel.: +1 484 821 0984

Fax: +1 484 821 1272

E-mail: sales-us@mn-net.com

